



COVID-19: July 2021

Select questions on COVID-19's impact on food purchasing, eating behaviors, and perceptions of food safety

Methodology

One thousand and two interviews were conducted among adults ages 18+ from July 7 to July 15, 2021 and were weighted to ensure proportional results.

The Bayesian confidence level for 1,000 interviews is 3.5, which is roughly equivalent to a margin of error ± 3.1 at the 95% confidence level.

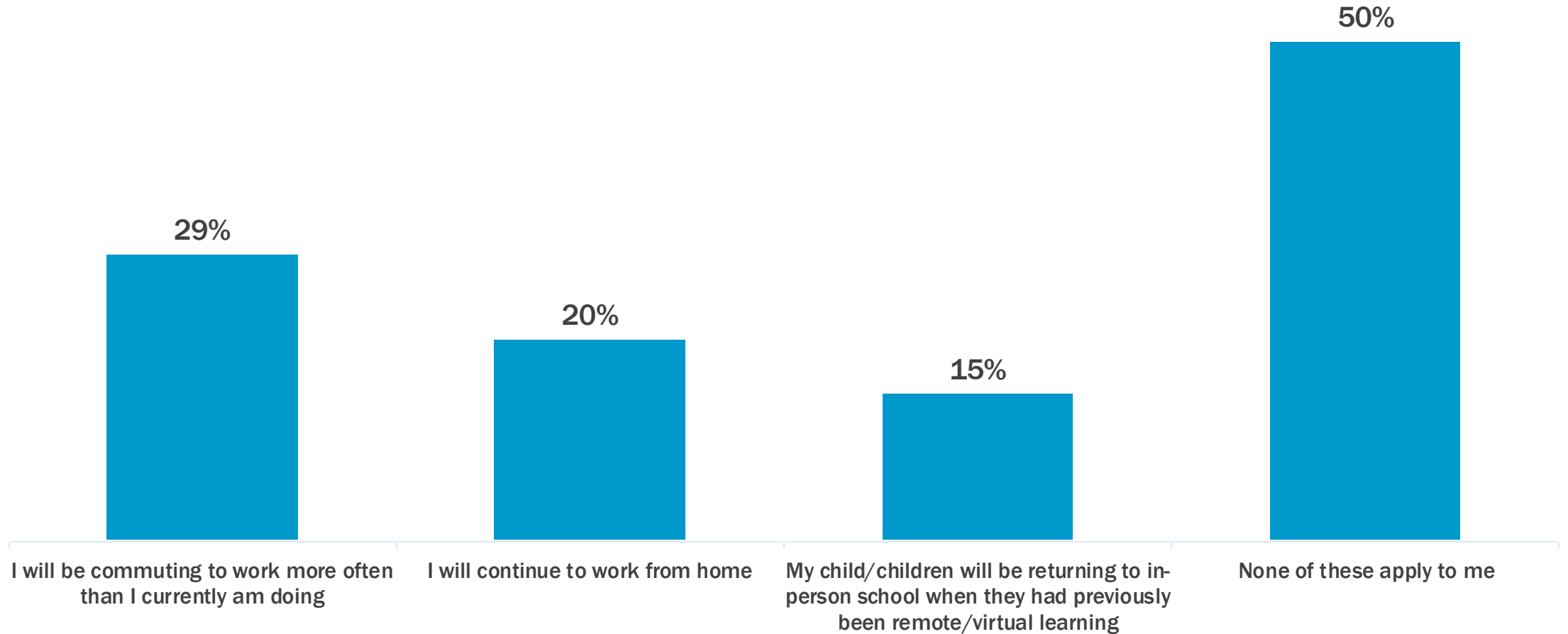
Statistical Significance

Something is statistically significant if the result cannot be attributed to random chance. Statistical significance in this presentation should be compared within each demographic (e.g. age, race, gender, etc.).

For example, if the responses from female respondents is considered to be significant, it is in relation to male respondents and not necessarily other demographic groups.

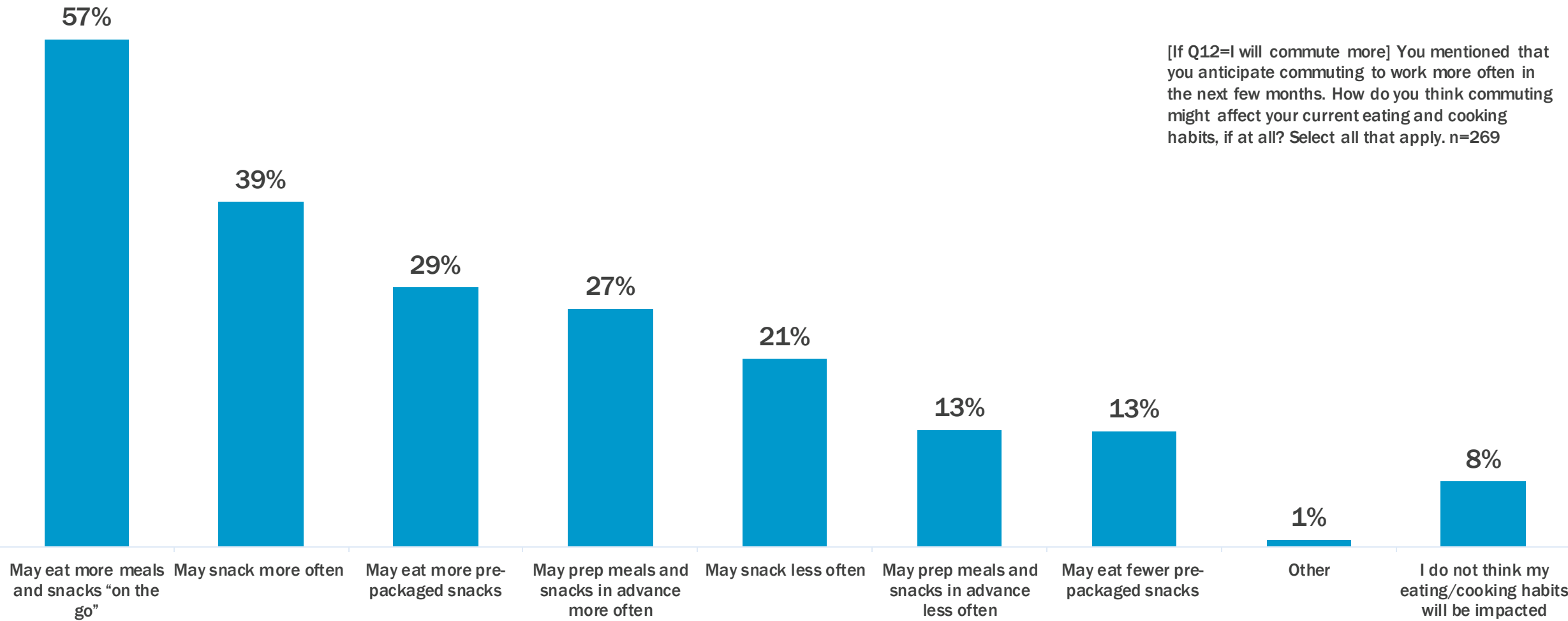


Over the next few months, nearly three in 10 Americans anticipate commuting to work more often



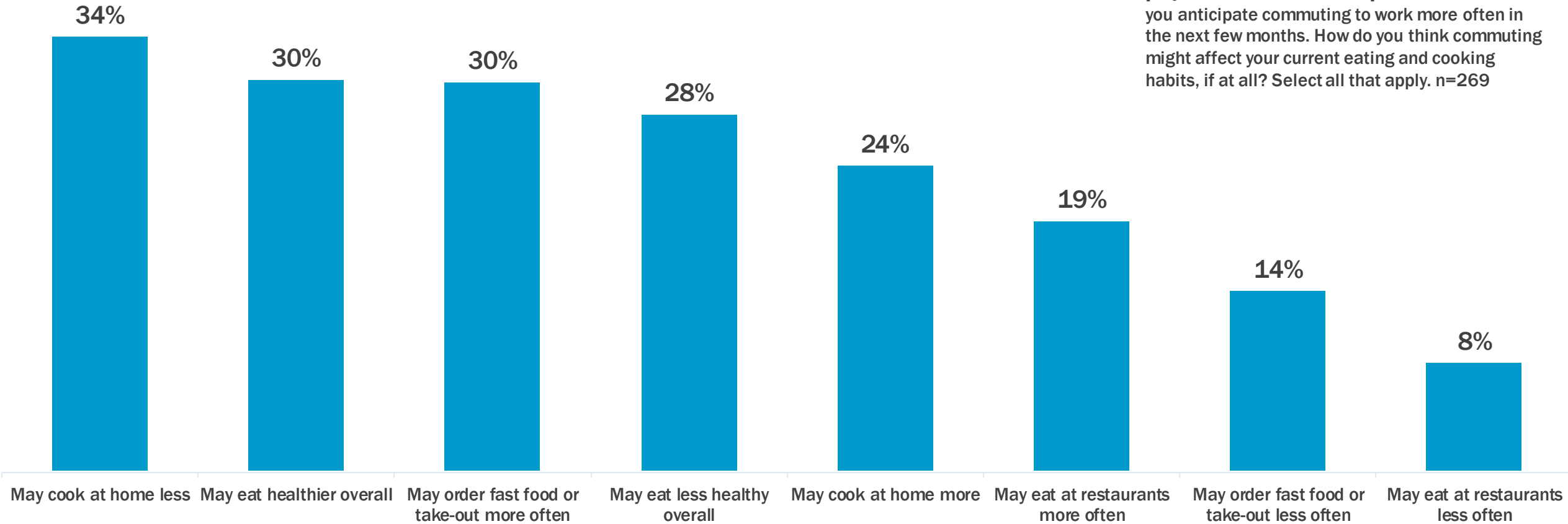
Looking ahead to the next few months, which of these scenarios apply to you, if any? Select all that apply. n=1,002

Commuting to work more often may affect snacking habits, with four in 10 saying they may snack more often and two in 10 saying less often

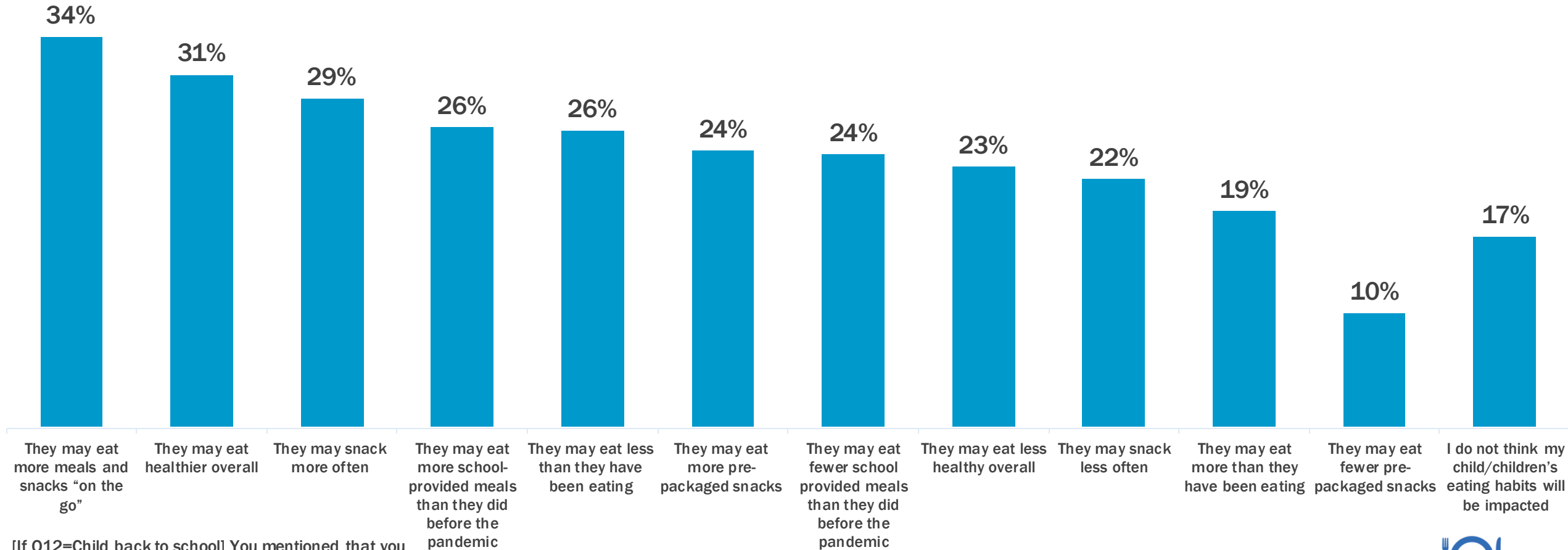


About one-third who say they will commuting more often may cook at home less, while nearly one-quarter may cook at home more

[If Q12=I will commute more] You mentioned that you anticipate commuting to work more often in the next few months. How do you think commuting might affect your current eating and cooking habits, if at all? Select all that apply. n=269



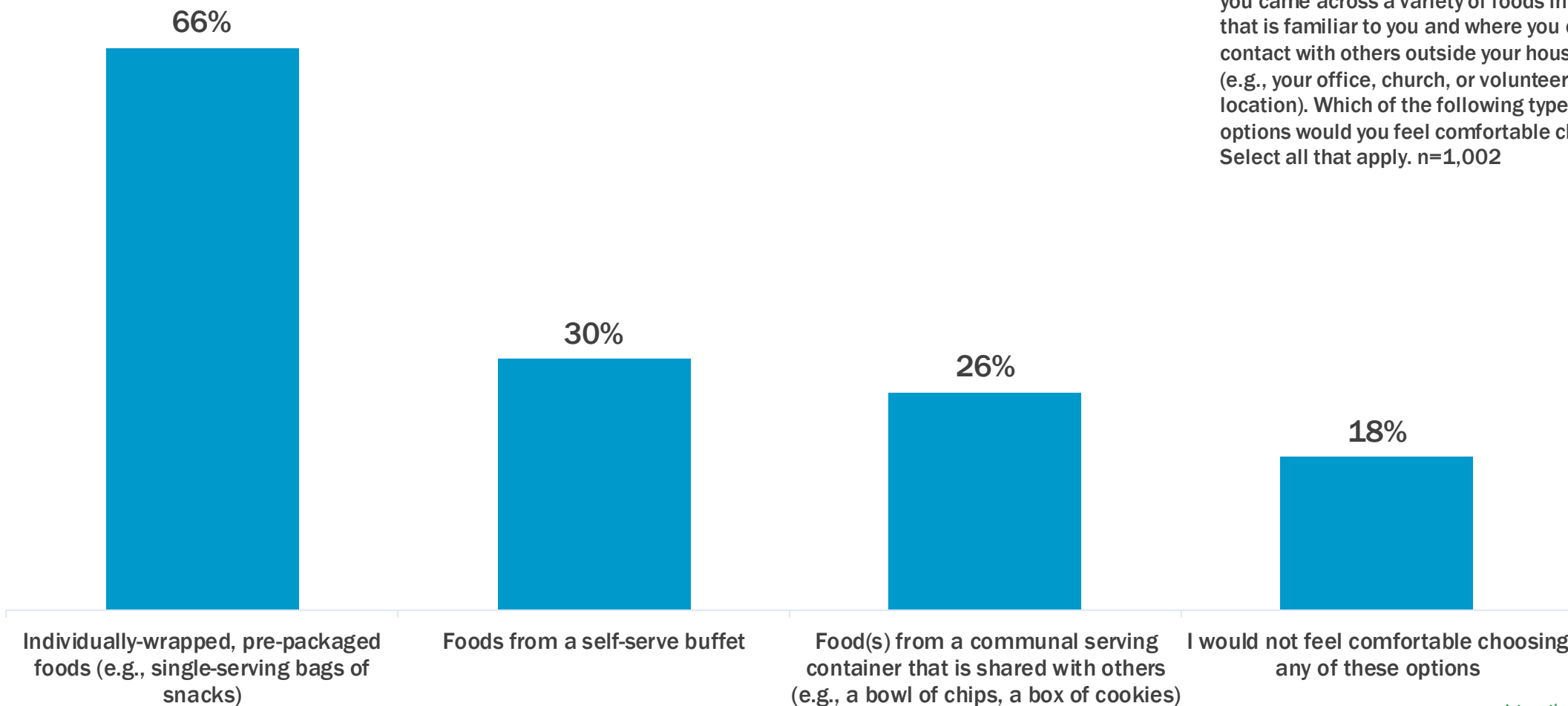
When their child returns to school in-person, about three in 10 parents say their child may eat healthier, while over two in 10 say less healthy



[If Q12=Child back to school] You mentioned that you anticipate your child/children returning to in-person school in the next few months. How do you think this might impact their eating habits compared to the past year, if at all? Select all that apply. n=146

In familiar, communal settings, there is more comfort with individually-wrapped, pre-packaged foods than self-serve options

Please consider the following situation: Imagine you came across a variety of foods in a setting that is familiar to you and where you come into contact with others outside your household (e.g., your office, church, or volunteering location). Which of the following types of food options would you feel comfortable choosing? Select all that apply. n=1,002



Appendix

Looking ahead to the next few months, which of these scenarios apply to you, if any? Select all that apply. n=1,002

	I will be commuting to work more often than I currently am doing	I will continue to work from home	My child/children will be returning to in-person school when they had previously been remote/virtual learning	None of these apply to me
Total	29%	20%	15%	50%
Men	35% ↑	25% ↑	16%	46%
Women	23% ↓	17% ↓	14%	53%
Less than \$40K	19% ↓	13% ↓	10% ↓	63% ↑
\$40K-\$79K	24%	21%	10% ↓	52%
\$80K+	51% ↑	33% ↑	28% ↑	23% ↓
White	29%	22%	16%	48%
African American	21%	13%	10%	65%
Hispanic/ Latinx	35%	23%	15%	41%
Under 45	46% ↑	28% ↑	23% ↑	28% ↓
45-64	18% ↓	15% ↓	10% ↓	62% ↑
65+	4% ↓	10% ↓	2% ↓	87% ↑
Non-college	21% ↓	13% ↓	12%	60% ↑
College	37% ↑	28% ↑	18%	40% ↓

[If Q12=I will commute more] You mentioned that you anticipate commuting to work more often in the next few months. How do you think commuting might affect your current eating and cooking habits, if at all? Select all that apply. n=269

	May eat more meals and snacks “on the go”	May snack more often	May cook at home less	May eat healthier overall	May order fast food or take-out more often	May eat more pre-packaged snacks	May eat less healthy overall	May prep meals and snacks in advance more often
Total	57%	39%	34%	30%	30%	29%	28%	27%
Men	54%	44%	35%	32%	34%	34%	30%	24%
Women	61%	32%	32%	28%	25%	23%	24%	31%
Less than \$40K	63%	33%	35%	24%	29%	31%	32%	25%
\$40K-\$79K	54%	39%	37%	18%	21%	22%	24%	24%
\$80K+	55%	41%	30%	39% ↑	32%	32%	26%	27%
White	57%	41%	36%	33%	32%	33%	28%	26%
African American	47%	26%	18%	25%	11%	20%	17%	31%
Hispanic/ Latinx	66%	24%	38%	24%	36%	9%	25%	24%
Under 45	62% ↑	44% ↑	36%	33%	32%	30%	30%	25%
45-64	39% ↓	19% ↓	27%	20%	25%	26%	21%	30%
65+	49%	52%	8%	31%	34%	16%	0%	46%
Non-college	58%	30%	36%	20% ↓	24%	26%	31%	27%
College	56%	44%	32%	36% ↑	34%	31%	26%	27%

[If Q12=I will commute more] You mentioned that you anticipate commuting to work more often in the next few months. How do you think commuting might affect your current eating and cooking habits, if at all? Select all that apply. n=269

	May cook at home more	May snack less often	May eat at restaurants more often	May order fast food or take-out less often	May prep meals and snacks in advance less often	May eat fewer pre-packaged snacks	May eat at restaurants less often	Other	I do not think my eating/cooking habits will be impacted
Total	24%	21%	19%	14%	13%	13%	8%	1%	8%
Men	27%	21%	20%	19%	15%	15%	8%	1%	5%
Women	19%	21%	18%	7%	11%	10%	9%	1%	11%
Less than \$40K	16%	22%	19%	7%	4% ↓	8%	4%	3% ↑	10%
\$40K-\$79K	16%	8%	17%	7%	11%	8%	6%	1%	13%
\$80K+	31% ↑	26%	20%	21% ↑	19% ↑	17%	11%	0%	4%
White	21%	19%	18%	16%	14%	14%	8%	1%	8%
African American	28%	29%	29%	23%	12%	9%	11%	4%	11%
Hispanic/ Latinx	29%	34%	16%	0%	9%	14%	5%	0%	5%
Under 45	24%	22%	19%	17%	14%	16% ↑	9%	1%	5%
45-64	22%	18%	19%	5%	11%	2% ↓	7%	1%	15%
65+	31%	23%	41%	15%	0%	15%	15%	8%	10%
Non-college	16%	17%	15%	4% ↓	7%	5% ↓	7%	2%	9%
College	28%	24%	22%	20% ↑	17%	18% ↑	10%	1%	7%

[If Q12=Child back to school] You mentioned that you anticipate your child/children returning to in-person school in the next few months. How do you think this might impact their eating habits compared to the past year, if at all? Select all that apply. n=146

	They may eat more meals and snacks “on the go”	They may eat healthier overall	They may snack more often	They may eat more school-provided meals than they did before the pandemic	They may eat less than they have been eating	They may eat more pre-packaged snacks	They may eat fewer school provided meals than they did before the pandemic
Total	34%	31%	29%	26%	26%	24%	24%
Men	36%	38%	37%	31%	32%	26%	31%
Women	33%	23%	21%	21%	20%	23%	16%
Less than \$40K	30%	22%	16%	31%	27%	16%	13%
\$40K-\$79K	28%	28%	18%	15%	18%	18%	20%
\$80K+	40%	36%	39% ↑	29%	30%	31%	31%
White	36%	34%	32%	28%	27%	26%	24%
African American	44%	26%	17%	25%	20%	35%	34%
Hispanic/ Latinx	11%	26%	11%	23%	30%	0%	20%
Under 45	36%	39% ↑	30%	31%	29%	25%	27%
45-64	34%	12% ↓	29%	10% ↓	22%	25%	19%
65+	0%	0%	0%	57%	0%	0%	0%
Non-college	30%	23%	20%	23%	22%	20%	17%
College	38%	36%	36%	29%	29%	28%	29%

[If Q12=Child back to school] You mentioned that you anticipate your child/children returning to in-person school in the next few months. How do you think this might impact their eating habits compared to the past year, if at all? Select all that apply. n=146

	They may eat less healthy overall	They may snack less often	They may eat more than they have been eating	They may eat fewer pre-packaged snacks	Other	I do not think my child/children's eating habits will be impacted
Total	23%	22%	19%	10%	0%	17%
Men	28%	24%	19%	12%	0%	11%
Women	17%	20%	19%	8%	0%	24%
Less than \$40K	13%	14%	6%	8%	0%	18%
\$40K-\$79K	22%	19%	17%	4%	0%	34% ↑
\$80K+	29%	27%	26%	13%	0%	10%
White	27%	24%	17%	11%	0%	16%
African American	4%	29%	22%	16%	0%	36%
Hispanic/ Latinx	12%	6%	22%	0%	0%	13%
Under 45	25%	27% ↑	21%	10%	0%	8% ↓
45-64	17%	9%	16%	11%	0%	42% ↑
65+	15%	0%	0%	0%	0%	28%
Non-college	22%	14%	13%	8%	0%	19%
College	24%	27%	23%	12%	0%	16%

Please consider the following situation: Imagine you came across a variety of foods in a setting that is familiar to you and where you come into contact with others outside your household. Which of the following types of food options would you feel comfortable choosing?

Select all that apply. n=1,002

	Individually-wrapped, pre-packaged foods (e.g., single-serving bags of snacks)	Foods from a self-serve buffet	Food(s) from a communal serving container that is shared with others (e.g., a bowl of chips, a box of cookies)	I would not feel comfortable choosing any of these options
Total	66%	30%	26%	18%
Men	63%	34%	31% ↑	17%
Women	69%	26%	21% ↓	19%
Less than \$40K	65%	29%	22% ↓	20%
\$40K-\$79K	66%	27%	22%	22%
\$80K+	68%	33%	37% ↑	11% ↓
White	66%	32%	27%	17%
African American	67%	28%	13%	26%
Hispanic/ Latinx	63%	23%	32%	15%
Under 45	64%	35% ↑	35% ↑	14% ↓
45-64	68%	27%	20% ↓	22%
65+	69%	21% ↓	11% ↓	20%
Non-college	64%	27%	22% ↓	21%
College	69%	33%	30% ↑	15% ↓



info@ific.org



ific.org | foodinsight.org



@FoodInsight



@FoodInsight



@foodinsight



@foodinsight



@FoodInsightTV



International Food
Information Council